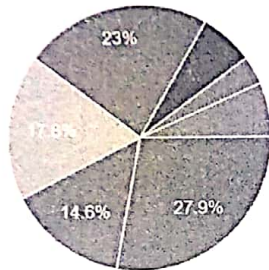


# Student Satisfaction Survey(2022-23)

## Class (2022-23)

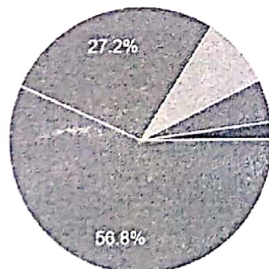
287 responses



- BA
- BSC
- BCOM
- BBA(CA)
- BCA (Science)
- MCOM
- MSC

## 1. How much of the syllabus was covered in the class for the academic year 2022-23


287 responses



- 80-100%
- 70-80%
- 60-70%
- 50-60%
- Below 50%

## Special Subject for graduation/ Post graduation

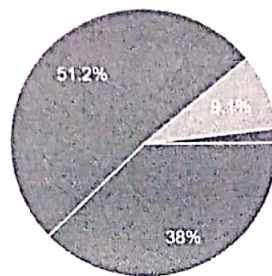
287 responses



- Hindi
  - Marathi
  - Geography
  - History
  - Economics
  - Chemistry
  - Organic Chemistry
  - Commerce
- 1/2 ▼

2. How well the teachers prepared for the classes?


287 responses



- Thoroughly
- Satisfactorily
- Poorly
- Won't teach at all

3. How well the teachers were able to communicate with students?

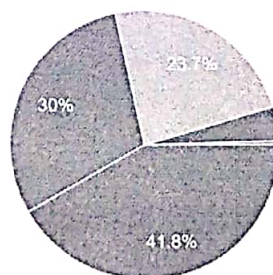
287 responses



- Always effectively
- Sometimes effectively
- Just satisfactorily
- Very poor communication

4. The teacher's approach towards teaching can best described as

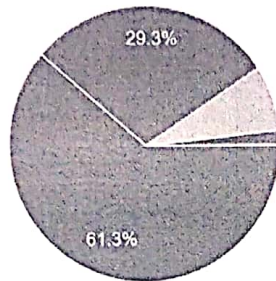
287 responses



- Excellent
- Very Good
- Good
- Average
- Below Average

5. Fairness in internal evaluation process by the teachers

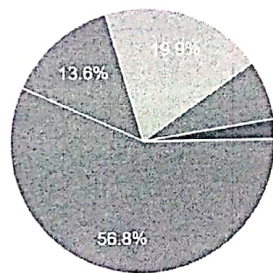
287 responses



- Always fair
- Sometimes fair
- Usually unfair
- Unfair

6. The institution takes active interest in promoting internship, field visits, earn extra credits for the students?

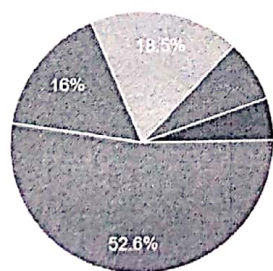
287 responses



- Regularly
- Often
- Sometimes
- Rarely
- Never

7. The institution takes active interest in campus interviews, Placements and Skill development of the students?

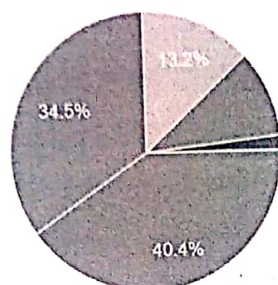
287 responses



- Regularly
- Often
- Sometimes
- Rarely
- Never

8. The teaching and mentoring process in your institution facilitates you in social, emotional and cognitive growth.

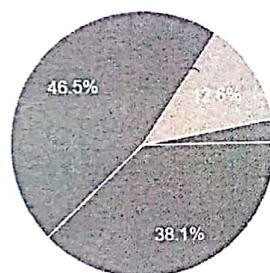
287 responses



- Significantly
- Well
- Moderately
- Rarely
- Never

9. Institute provides multiple opportunities to learn and grow.

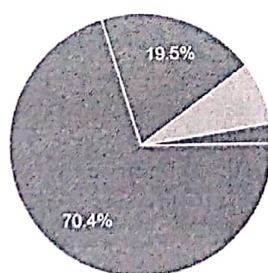
286 responses



- Strongly agree
- Agree
- Neutral
- Disagree

10. Teachers inform you about course and Program outcome.

287 responses

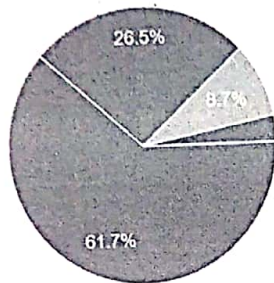


- Always
- Sometimes
- Rarely
- Never



11. Teachers illustrates the concepts through examples, applications and by using technology.

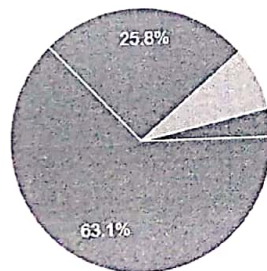
287 responses



- Always
- Sometimes
- Rarely
- Never

12. Teachers encourage you to participate in extracurricular activities like NSS NCC Cultural Sport etc.

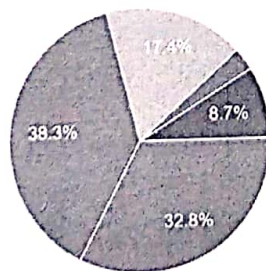
287 responses



- Always
- Sometimes
- Rarely
- Never

13. What percentage of teachers use ICT tools while teaching?

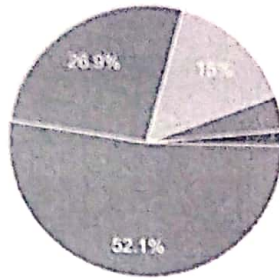
287 responses



- Above 90%
- 70-80%
- 50-69%
- 30-49%
- Below 30%

14. The teachers use student centric methods for enhancing learning experience


236 responses



- Greatly
- Moderately
- Sometimes
- very little
- Not at all

15. The overall quality of teaching - learning process in the institute is very good.

287 responses



- Strongly agree
- Agree
- Neutral
- Disagree
- Strongly disagree

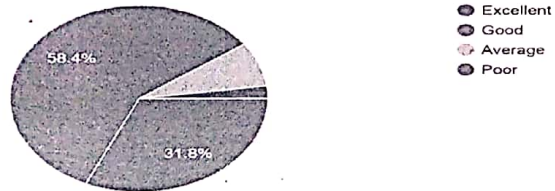
*M.A.S.*  
**Feedback Committee Head**  
 Dr. Bora M. A.

*U. Adhwar*  
**IQAC Head**  
**IQAC Co-ordinator**  
 Bharatiya Jain Sanghatana's  
 Arts, Science & Commerce College,  
 Wagholi, Pune- 412207.

*A. S. ...*  
**Principal**  
**offg. Principal**  
 Bharatiya Jain Sanghatana's  
 Art, Science & Commerce College  
 Wagholi, Pune-412207

# Student Feedback form on Curriculum (2022-23)

1. Rate how challenging was the syllabus offered by the courses?  
233 responses



2. Rate the depth of the syllabus of courses in relation to the competencies expected by industry and current global scenarios.  
233 responses

